





## Make your own fortuneteller!

---

**Instructions:** Follow the steps below to create your own fortuneteller.

**Step 1:** Cut out the square below (ignore the inner lines!)



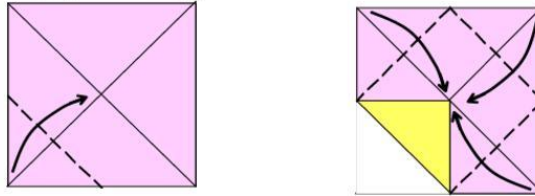
Special thanks to:



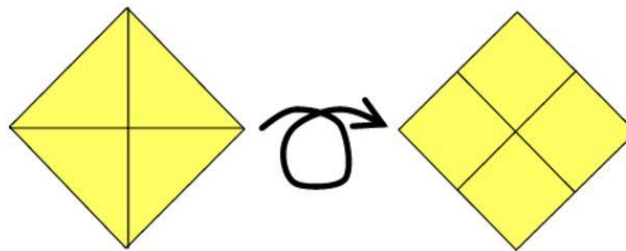
# 15 Minutes of Fun

Take 15 minutes a day to learn with your family.

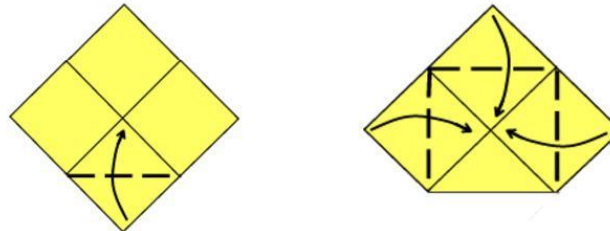
Step 2: Fold each corner point into the centre.  
You should have four flaps.



Step 3: Flip the paper over  
And place it flap side down.



Step 3: Again, fold all four corner points into the centre.  
You should have four flaps  
With eight small triangles.



Step 4: Write the numbers 1-8  
on each of the triangles.



Step 5: Lift each flap and write a fortune on the under side of the small triangle. Do this until you have a fortune for each small triangle. Then close flaps and fold paper in half. Using both hands slide your thumb and index fingers underneath flaps to open your paper fortuneteller. Ta da!